








## Previsione a breve termine

### Medie di stazione

	 °C	 %	 hPa	 km/h	 mm/h	 °C
17 Lug	26.9 / 19.2	59.7	1011.6	3.2	3.0	27.5 / 20.2
18 Lug	29.1 / 19.0	57.8	1011.2	3.6	2.8	29.9 / 19.5
19 Lug	30.2 / 17.6	57.4	1011.3	3.9	1.3	30.3 / 18.0
20 Lug	30.3 / 17.0	60.7	1013.4	3.9	1.2	31.1 / 17.2
21 Lug	31.5 / 19.9	56.5	1014.3	3.9	0.2	31.7 / 21.0
22 Lug	32.2 / 20.8	55.6	1014.3	3.7	0.1	32.4 / 21.9
23 Lug	31.4 / 21.5	54.4	1013.4	3.7	0.0	32.0 / 22.6
24 Lug	33.3 / 20.5	54.7	1011.5	4.1	0.1	35.0 / 20.8
25 Lug	33.9 / 20.6	54.7	1009.6	4.8	0.1	35.5 / 21.5

## Informazioni sulla stazione

	 °C	 %	 hPa	 km/h	 km/h	 mm/h	 °C
17 Lug	<b>33.6</b> 2018	<b>95.0</b> 2018	<b>1017.6</b> 2022	<b>11.8</b> 2022	<b>35.6</b> 2022	<b>13.7</b> 2018	<b>35.9</b> 2018
	<b>14.7</b> 2021	<b>23.8</b> 2022	<b>1004.5</b> 2021	-	-	-	<b>13.4</b> 2019
18 Lug	<b>37.0</b> 2018	<b>87.0</b> 2021	<b>1017.3</b> 2022	<b>18.8</b> 2020	<b>38.3</b> 2020	<b>13.7</b> 2018	<b>37.9</b> 2018
	<b>0.0</b> 2023	<b>21.0</b> 2018	<b>1003.1</b> 2021	-	-	-	<b>0.0</b> 2023
19 Lug	<b>34.1</b> 2018	<b>95.5</b> 2019	<b>1016.4</b> 2019	<b>17.8</b> 2021	<b>43.8</b> 2020	<b>6.8</b> 2019	<b>34.7</b> 2018
	<b>0.0</b> 2023	<b>24.0</b> 2018	<b>1005.0</b> 2021	-	-	-	<b>0.0</b> 2023
20 Lug	<b>33.0</b> 2019	<b>95.1</b> 2019	<b>1018.4</b> 2019	<b>18.3</b> 2020	<b>43.8</b> 2020	<b>6.8</b> 2019	<b>34.0</b> 2021
	<b>15.3</b> 2019	<b>25.4</b> 2020	<b>1007.5</b> 2023	-	-	-	<b>13.9</b> 2020
21 Lug	<b>35.1</b> 2018	<b>86.0</b> 2021	<b>1019.9</b> 2019	<b>15.4</b> 2023	<b>43.8</b> 2023	<b>0.9</b> 2023	<b>37.5</b> 2018
	<b>0.0</b> 2023	<b>21.9</b> 2020	<b>1008.1</b> 2023	-	-	-	<b>0.0</b> 2023
22 Lug	<b>35.6</b> 2019	<b>89.0</b> 2023	<b>1019.9</b> 2019	<b>18.7</b> 2022	<b>46.5</b> 2022	<b>0.3</b> 2021	<b>37.1</b> 2018
	<b>0.0</b> 2023	<b>20.5</b> 2022	<b>1009.0</b> 2018	-	-	-	<b>0.0</b> 2023
23 Lug	<b>36.5</b> 2019	<b>84.0</b> 2018	<b>1017.5</b> 2019	<b>16.2</b> 2020	<b>54.7</b> 2020	<b>0.0</b> > 3 casi	<b>40.2</b> 2023
	<b>18.2</b> 2020	<b>22.5</b> 2019	<b>1007.5</b> 2018	-	-	-	<b>17.1</b> 2020
24 Lug	<b>37.7</b> 2018	<b>82.0</b> 2023	<b>1015.8</b> 2022	<b>16.6</b> 2020	<b>46.5</b> 2023	<b>0.3</b> 2021	<b>39.9</b> 2018
	<b>18.1</b> 2021	<b>24.0</b> 2023	<b>1005.0</b> 2023	-	-	-	<b>17.4</b> 2020
25 Lug	<b>36.4</b> 2022	<b>84.0</b> 2020	<b>1014.9</b> 2019	<b>24.1</b> 2023	<b>54.7</b> 2023	<b>0.3</b> 2021	<b>42.7</b> 2023
	<b>17.8</b> 2018	<b>26.2</b> 2021	<b>1000.5</b> 2023	-	-	-	<b>17.6</b> 2018

# Almanac

