








Previsione a breve termine

Medie di stazione

	 °C	 %	 hPa	 km/h	 mm/h	 °C
8 Dic	12.5 / 7.8	82.0	1009.3	4.4	15.9	11.3 / 5.9
9 Dic	12.6 / 7.9	82.4	1005.5	4.1	16.5	11.3 / 6.4
10 Dic	11.9 / 6.0	81.4	1004.4	3.2	8.2	10.7 / 4.3
11 Dic	10.5 / 3.6	76.3	1005.4	3.4	3.8	8.3 / 0.9
12 Dic	9.9 / 1.8	73.5	1008.8	3.6	1.4	7.7 / -1.1
13 Dic	10.3 / 3.9	78.9	1009.0	3.3	7.6	8.3 / 1.4
14 Dic	13.7 / 5.7	77.3	1010.8	3.6	6.6	12.1 / 3.5
15 Dic	12.6 / 5.9	76.7	1015.3	4.0	1.1	11.3 / 3.4
16 Dic	11.3 / 5.3	76.9	1018.2	4.2	3.0	9.6 / 2.4

Informazioni sulla stazione

	 °C	 %	 hPa	 km/h	 km/h	 mm/h	 °C
8 Dic	14.8 2019	98.1 2020	1020.9 2019	22.5 2021	76.6 2020	55.2 2020	14.7 2019
	-0.5 2021	50.0 2018	996.5 2020	-	-	-	-4.6 2021
9 Dic	16.8 2022	96.8 2019	1016.6 2018	24.1 2021	52.0 2018, 2021	55.2 2020	16.7 2022
	1.7 2021	62.4 2018	997.4 2020	-	-	-	-1.0 2018
10 Dic	16.5 2022	97.6 2021	1016.0 2018	14.4 2019, 2022	57.5 2022	14.7 2022	16.8 2022
	0.2 2021	41.1 2018	990.2 2021	-	-	-	-2.8 2021
11 Dic	13.0 2019	97.0 2022	1018.5 2018	12.7 2022	38.3 2022	9.3 2021	10.9 2019
	0.3 2018	37.1 2019	990.4 2021	-	-	-	-3.9 2018
12 Dic	12.4 2020	95.5 2019	1022.6 2021	15.0 2019	30.1 2019, 2021	4.8 2022	11.0 2020
	-1.6 2018	23.2 2018	996.1 2020	-	-	-	-6.1 2018
13 Dic	13.8 2020, 2021	96.5 2019	1023.7 2021	29.4 2019	79.3 2019	19.4 2019	12.0 2020, 2021
	1.1 2021	37.1 2021	984.1 2019	-	-	-	-2.6 2021
14 Dic	17.8 2021	97.0 2022	1023.1 2021	12.9 2019	27.4 2019, 2020	28.3 2018	16.8 2021
	2.2 2020	29.4 2020	996.8 2022	-	-	-	-1.7 2020
15 Dic	16.3 2019	98.0 2022	1024.9 2021	21.0 2022	60.2 2022	5.4 2022	15.9 2019
	1.5 2018	48.7 2020	1002.5 2022	-	-	-	-2.1 2020
16 Dic	17.3 2019	94.0 2022	1026.9 2021	18.4 2022	49.2 2022	13.7 2018	16.8 2019
	-1.5 2018	46.6 2020	1003.7 2022	-	-	-	-5.8 2018

Almanac

